

## PlusPRO 2 Series: HV Rack 1-3KVA True Double Conversion 1P/1P



- > High performance true double conversion On Line UPS 1-3KVA
- > Intelligent Solt (SNMP) + USB multiple communications
- > Individual Power Distribution unit (PDU) with maintenance bypass switch
- > External battery bank to extend back-up time (Optional)
- > Microprocessor control guarantees high reliability
- > Low heat dissipation in long time operation
- > Emergency power-off function (EPO)
- > Automatic self-testing function
- > High efficiency mode (ECO mode)
- > Output voltage regulation < 2%
- > Power management software
- > Output power factor 0.9
- > Wide input range
- > Fan speed control
- > DC start

MODEL	PlusPRO 2-1000	PlusPRO 2-3000
CAPACITY	1KVA/0.9KW	3KVA/2.7KW
<b>INPUT</b>		
Voltage	1 Phase 2 Wires with Ground 220/230/240Vac	
Voltage Range	110 - 300Vac	
Frequency	50Hz or 60Hz (Auto-sensing)	
THDi	< 5% at full Load	
<b>OUTPUT</b>		
Voltage	220/230/240Vac	
Voltage Range	+/- 2%	
Frequency (Battery Mode)	50Hz or 60Hz +/- 0.2Hz	
Waveform	Pure Sinewave	
THD	< 3% (linear load), < 5% (non-linear load)	
Crest Ratio	3:1	
<b>EFFICIENCY</b>		
To AC Mode	> 88%	
To Battery Mode	> 85%	
To ECO Mode	> 93%	
<b>BATTERY</b>		
Type	Maintenance free sealed lead-acid battery	
Voltage	36VDC	96VDC
Capacity & Number	12V/7AH*3pcs	12V/7AH*8pcs
Recharge Time	5Hrs to 90%	5Hrs to 90%
<b>TRANSFER TIME</b>		
Line Mode to Battery Mode	0ms	
Inverter to Bypass, ECO Mode	< 4ms	
ECO Mode to Inverter	< 10ms	
<b>DISPLAY</b>		
LCD Display	Input, Output, Load, Battery, Mode/Fault/Warning code, Inverter operating, Bypass operating, Output voltage and frequency and Bypass disable / enable selection information	
<b>AUDIBLE ALARM</b>		
Battery Mode	Beeps every 4 seconds	
Battery Low	Sounding every second	
Overload	Sounding twice every second	
UPS Fault	Continuously beeping	
<b>COMMUNICATIONS</b>		
Interface (Port)	USB Port	
Intelligent Slot	Yes, but SNMP card is optional	
EPO	Emergency Power Off	
<b>ENVIRONMENT</b>		
Operating Temperature	0°C - 45°C	
Humidity	20 - 90% (Non-condensing)	
Acoustic Noise	< 50dB at 1M	
<b>PHYSICAL</b>		
Rack Height	2U	4U
Dimension(D*W*H)	480*440*90mm	480*440*180mm

\*Product specifications are subject to change without further notice.

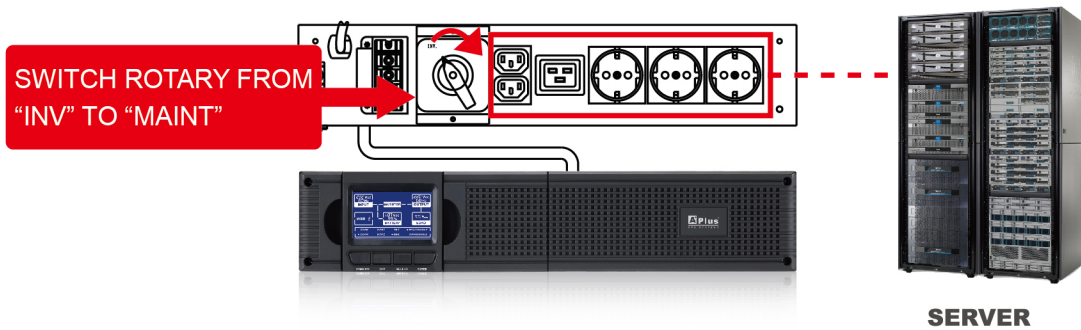
# POWER DISTRIBUTION UNIT (PDU) FOR PlusPRO 2 SERIES ON LINE UPS

A "Power Distribution Unit (PDU)" is a device fitted with multiple outputs designed to distribute electric power, especially to racks of computers and networking equipment located within a data center.

- › With PDU, it provides continuous power to connected equipments during maintenance via a simple rotary switch.
- › With PDU, users or engineers do not need to unplug all connected devices anymore when UPS is going with regular maintenance. When UPS comes back from regular maintenance, engineers can simply assemble PDU with UPS and do not need to make wire connection to city utility again. It efficiently saves cost and labor hours on UPS maintenance.
- › With PDU, On Line UPS system becomes hot-swappable.

## PDU Quick Guide for Online UPS PlusPRO 2 Series Rack 1KVA

Make sure UPS is under Bypass mode for safety purpose. Then rotate maintenance bypass switch from "INV" to "MAINT".




Uninstall UPS unit from 19" Rack cabinet.

Users do not need to remove loadings from PDU module during the whole process.



After UPS is uninstalled from 19" rack cabinet, UPS unit will be available to service center for repair. Individual PDU module stays on 19" rack cabinet will keep supplying AC power to loadings without interruption.



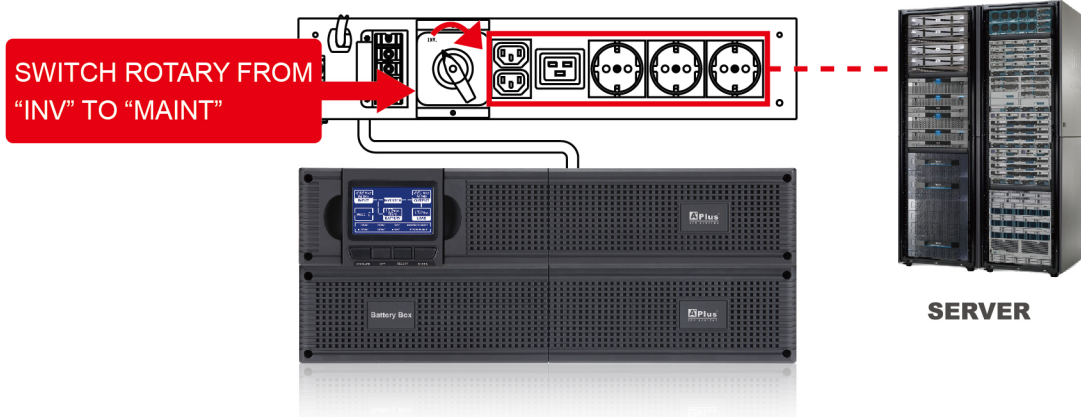
# POWER DISTRIBUTION UNIT (PDU) FOR PlusPRO 2 SERIES ON LINE UPS

A "Power Distribution Unit (PDU)" is a device fitted with multiple outputs designed to distribute electric power, especially to racks of computers and networking equipment located within a data center.

- › With PDU, it provides continuous power to connected equipments during maintenance via a simple rotary switch.
- › With PDU, users or engineers do not need to unplug all connected devices anymore when UPS is going with regular maintenance. When UPS comes back from regular maintenance, engineers can simply assemble PDU with UPS and do not need to make wire connection to city utility again. It efficiently saves cost and labor hours on UPS maintenance.
- › With PDU, On Line UPS system becomes hot-swappable.

## PDU Quick Guide for Online UPS PlusPRO 2 Series Rack 3KVA

Make sure UPS is under Bypass mode for safety purpose. Then rotate maintenance bypass switch from "INV" to "MAINT".



Uninstall UPS unit from 19" Rack cabinet.

Users do not need to remove loadings from PDU module during the whole process.



After UPS is uninstalled from 19" rack cabinet, UPS unit will be available to service center for repair. Individual PDU module stays on 19" rack cabinet will keep supplying AC power to loadings without interruption.

